

Anchor Day Activities

Student Name: _____

Anchor Days (NTI days) are instructional days when students do not report to school, but complete assignments at home. Activities are meant to last between 10-20 minutes. All work needs to be sent back to school so that the work can be reviewed by their special education teacher to ensure accommodations have been provided.

For each NTI day, please ONLY choose ONE activity from each column below.

Functional Reading	Functional Math	Daily Living Skills
<p>Sight Words Practice 1: Pyramid write each sight word (Start with the first letter as the top of your pyramid and continue building until you've spelled the whole word.) Example Sight Word: FRIEND F FR FRI FRIE FRIEN FRIEND</p>	<p>Math Practice 1: Touch Addition/Subtraction Worksheet</p>	<p>Daily Living Activity 1: Sweep the floor in one room--Follow the steps on the attached rubric. Return it to school.</p>
<p>Sight Words Practice 2: Read, Write, Trace, Color Worksheet</p>	<p>Math Practice 2: Touch Money Change Back Worksheet</p>	<p>Daily Living Activity 2: Complete personal information form, return it to school.</p>
<p>Sight Words Practice 3: Flash Cards--Have an adult show you each sight word flash card and read it aloud to them. Have them sign off on this square that you completed the task. OR Practice sight words with flash cards included in the folder. (Parents/Guardians: Choose 2 cards and ask your child which card shows the specified word. They can touch or look at the card to answer.)</p>	<p>Math Practice 3: Telling Time to the Hour Worksheet OR Practice telling time with flash cards included in the folder. (Parents/Guardians: Choose 2 cards and ask your child which card shows the specified time. They can touch or look at the card to answer.)</p>	<p>Daily Living Activity 3: Follow steps to make a small meal (microwave or sandwich). Have an adult sign this square when you complete this task.</p>

Anchor Day Activities

Student Name: _____

PYRAMID WRITE SIGHT WORDS

Student Name: _____

READ	COLOR	TRACE	WRITE
the	the	THE	
that	that	THAT	
are	are	ARE	
with	with	WITH	
you	you	YOU	

Student Name: _____

Math Worksheet 1

$$\begin{array}{r} 7 \\ + 1 \\ \hline \end{array}$$

$$\begin{array}{r} 1 \\ + 7 \\ \hline \end{array}$$

$$\begin{array}{r} 0 \\ + 6 \\ \hline \end{array}$$

$$\begin{array}{r} 4 \\ + 6 \\ \hline \end{array}$$

$$\begin{array}{r} 9 \\ + 7 \\ \hline \end{array}$$

$$\begin{array}{r} 8 \\ + 6 \\ \hline \end{array}$$

$$\begin{array}{r} 4 \\ + 7 \\ \hline \end{array}$$

$$\begin{array}{r} 3 \\ + 6 \\ \hline \end{array}$$

$$\begin{array}{r} 9 \\ + 6 \\ \hline \end{array}$$

$$\begin{array}{r} 7 \\ + 7 \\ \hline \end{array}$$

$$\begin{array}{r} 5 \\ - 3 \\ \hline \\ \hline \end{array}$$

$$\begin{array}{r} 10 \\ - 4 \\ \hline \\ \hline \end{array}$$

$$\begin{array}{r} 3 \\ - 2 \\ \hline \\ \hline \end{array}$$

$$\begin{array}{r} 6 \\ - 3 \\ \hline \\ \hline \end{array}$$

$$\begin{array}{r} 4 \\ - 2 \\ \hline \end{array}$$

2
 3
 1

$$\begin{array}{r} 9 \\ - 8 \\ \hline \end{array}$$

0
 2
 1

$$\begin{array}{r} 1 \\ - 1 \\ \hline \end{array}$$









































0
 1
 2

$$\begin{array}{r} 7 \\ - 1 \\ \hline \end{array}$$

7
 6
 5

Student Name: _____

Math Worksheet 2

Money Paid	Cost of Pencil	Change
 25 ¢	 10 ¢	      20¢ 25¢ _____ _____ _____ _____ change 15 ¢
 _____ ¢	 15 ¢	      _____ _____ _____ _____ _____ _____ change _____ ¢
 _____ ¢	 17 ¢	      _____ _____ _____ _____ _____ _____ change _____ ¢
 _____ ¢	 15 ¢	      _____ _____ _____ _____ _____ _____ change _____ ¢
 _____ ¢	 23 ¢	      _____ _____ _____ _____ _____ _____ change _____ ¢

Student Name: _____

Math Worksheet 3



___:00



___:00




___:00



___:00



___:00




___:00

Anchor Day Activities

Student Name: _____

Daily Living 1

Circle Good, Fair, or Poor based on how your student performs the following steps when sweeping the floor.

Sweeping the Floor 			
	Good 10 pts	Fair 8 pts	Poor 4 pts
Gather Supplies Broom and dustpan	Good Student gathered supplies without assistance.	Fair Student gathered supplies with assistance.	Poor Refusal.
Prepare Get all items off the floor	Good Student removed all items from the floor without assistance.	Fair Student removed all items from the floor with assistance.	Poor Refusal.
Sweep	Good Student swept floor without assistance.	Fair Student swept floor with assistance.	Poor Refusal.
Dustpan	Good Student swept dirt into dustpan without assistance.	Fair Student swept dirt into dustpan with assistance.	Poor Refusal.
Empty	Good Student emptied dustpan into trash without assistance.	Fair Student emptied dustpan into trash with assistance.	Poor Refusal.
Check	Good Student checked to make sure all floors were clean without assistance.	Fair Student checked to make sure all floors were clean with assistance.	Poor Refusal.
Replace	Good Student replaced items moved without assistance.	Fair Student replaced items moved with assistance.	Poor Refusal.
Put Supplies Away	Good Student put supplies away without assistance.	Fair Student put supplies away with assistance.	Poor Refusal.

Anchor Day Activities

Student Name: _____

Daily Living 2

Complete this form with your personal information.

First Name: _____

Last Name: _____

Birthday: _____ Age: _____

Male/Female: _____

School: _____

Grade: _____

Address: _____

City: _____

State: _____ Zip: _____

Phone Number: _____